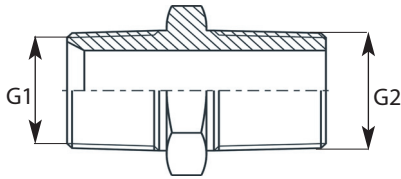


NPT mannelijk x BSPT mannelijk

Type: NT

NPT mannelijk x BSPT mannelijk
NPT conus 60° x BSPT



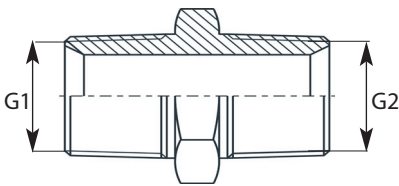
| G1 NPT | G2 BSPT | Referentie |
|-----------------|-------------|------------|
| 1/4" - 18 | 1/4" - 19 | NT0404 |
| 1/4" - 18 | 3/8" - 19 | NT0406 |
| 3/8" - 18 | 1/4" - 19 | NT0604 |
| 3/8" - 18 | 3/8" - 19 | NT0606 |
| 1/2" - 14 | 1/2" - 14 | NT0808 |
| 3/4" - 14 | 3/4" - 14 | NT1212 |
| 1" - 11 1/2 | 1" - 11 | NT1616 |
| 1.1/4" - 11 1/2 | 1.1/4" - 11 | NT2020 |
| 1.1/2" - 11 1/2 | 1.1/2" - 11 | NT2424 |
| 2" - 11 1/2 | 2" - 11 | NT3232 |

Referentie rvs uitvoering: R + Ref

NPT mannelijk x NPT mannelijk

Type: NN

NPT mannelijk x NPT mannelijk
NPT conus 60° x NPT conus 60°



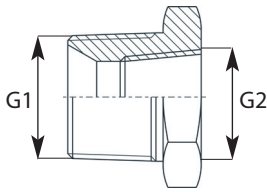
| G1 NPT | G2 NPT | Referentie | G1 NPT | G2 NPT | Referentie |
|-----------|-----------------|------------|-----------------|-----------------|------------|
| 1/8" - 27 | 1/8" - 27 | NN0202 | 1/2" - 14 | 1.1/4" - 11 1/2 | NN0824 |
| 1/8" - 27 | 1/4" - 18 | NN0204 | 3/4" - 14 | 3/4" - 14 | NN1212 |
| 1/8" - 27 | 3/8" - 18 | NN0206 | 3/4" - 14 | 1" - 11 1/2 | NN1216 |
| 1/8" - 27 | 1/2" - 14 | NN0208 | 3/4" - 14 | 1.1/4" - 11 1/2 | NN1220 |
| 1/4" - 18 | 1/4" - 18 | NN0404 | 3/4" - 14 | 1.1/2" - 11 1/2 | NN1224 |
| 1/4" - 18 | 3/8" - 18 | NN0406 | 1" - 11 1/2 | 1" - 11 1/2 | NN1616 |
| 1/4" - 18 | 1/2" - 14 | NN0408 | 1" - 11 1/2 | 1.1/4" - 11 1/2 | NN1620 |
| 1/4" - 18 | 3/4" - 14 | NN0412 | 1" - 11 1/2 | 1.1/2" - 11 1/2 | NN1624 |
| 1/4" - 18 | 1" - 11 1/2 | NN0416 | 1.1/4" - 11 1/2 | 1.1/4" - 11 1/2 | NN2020 |
| 3/8" - 18 | 3/8" - 18 | NN0606 | 1.1/4" - 11 1/2 | 1.1/2" - 11 1/2 | NN2024 |
| 3/8" - 18 | 1/2" - 14 | NN0608 | 1.1/4" - 11 1/2 | 2" - 11 1/2 | NN2032 |
| 3/8" - 18 | 3/4" - 14 | NN0612 | 1.1/2" - 11 1/2 | 1.1/2" - 11 1/2 | NN2424 |
| 1/2" - 14 | 1/2" - 14 | NN0808 | 1.1/2" - 11 1/2 | 2" - 11 1/2 | NN2432 |
| 1/2" - 14 | 3/4" - 14 | NN0812 | 2" - 11 1/2 | 2" - 11 1/2 | NN3232 |
| 1/2" - 14 | 1" - 11 1/2 | NN0816 | 2.1/2" - 11 1/2 | 2.1/2" - 11 1/2 | NN4040 |
| 1/2" - 14 | 1.1/4" - 11 1/2 | NN0820 | | | |

Referentie rvs uitvoering: R + Ref

NPT mannelijk x NPT vrouwelijk vast

Type: NP

NPT mannelijk x NPT vrouwelijk vast
NPT x NPT



| G1 NPT | G2 NPT | Referentie |
|-----------|-------------|------------|
| 1/4" - 18 | 1/8" - 27 | NP0402 |
| 1/4" - 18 | 1/4" - 18 | NP0404 |
| 1/4" - 18 | 3/8" - 18 | NP0406 |
| 3/8" - 18 | 1/8" - 27 | NP0602 |
| 3/8" - 18 | 1/4" - 18 | NP0604 |
| 3/8" - 18 | 3/8" - 18 | NP0606 |
| 3/8" - 18 | 3/4" - 14 | NP0612 |
| 1/2" - 14 | 1/8" - 27 | NP0802 |
| 1/2" - 14 | 1/4" - 18 | NP0804 |
| 1/2" - 14 | 3/8" - 18 | NP0806 |
| 1/2" - 14 | 1/2" - 14 | NP0808 |
| 1/2" - 14 | 3/4" - 14 | NP0812 |
| 3/4" - 14 | 1/8" - 27 | NP1202 |
| 3/4" - 14 | 1/4" - 18 | NP1204 |
| 3/4" - 14 | 3/8" - 18 | NP1206 |
| 3/4" - 14 | 1/2" - 14 | NP1208 |
| 3/4" - 14 | 1" - 11 1/2 | NP1216 |

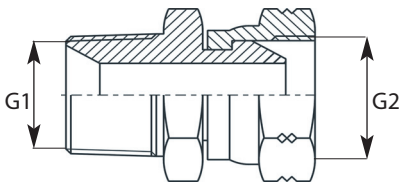
| G1 NPT | G2 NPT | Referentie |
|-----------------|-----------------|------------|
| 1" - 11 1/2 | 1/4" - 18 | NP1604 |
| 1" - 11 1/2 | 1/2" - 14 | NP1608 |
| 1" - 11 1/2 | 3/4" - 14 | NP1612 |
| 1" - 11 1/2 | 1" - 11 1/2 | NP1616 |
| 1.1/4" - 11 1/2 | 1/2" - 14 | NP2008 |
| 1.1/4" - 11 1/2 | 3/4" - 14 | NP2012 |
| 1.1/4" - 11 1/2 | 1" - 11 1/2 | NP2016 |
| 1.1/2" - 11 1/2 | 1/2" - 14 | NP2408 |
| 1.1/2" - 11 1/2 | 3/4" - 14 | NP2412 |
| 1.1/2" - 11 1/2 | 1" - 11 1/2 | NP2416 |
| 1.1/2" - 11 1/2 | 1.1/2" - 11 1/2 | NP2424 |
| 2" - 11 1/2 | 3/8" - 18 | NP3206 |
| 2" - 11 1/2 | 1/2" - 14 | NP3208 |
| 2" - 11 1/2 | 3/4" - 14 | NP3212 |
| 2" - 11 1/2 | 1" - 11 1/2 | NP3216 |
| 2" - 11 1/2 | 1.1/2" - 11 1/2 | NP3224 |
| 2.1/2" - 11 1/2 | 2" - 11 1/2 | NP4032 |

Referentie rvs uitvoering: R + Ref

NPT mannelijk x NPT vrouwelijk losse moer

Type: NS

NPT mannelijk x NPT vrouwelijk losse moer
NPT conus 60° x NPT conus 60°



| G1 NPT | G2 NPT | Referentie |
|-----------|-----------|------------|
| 1/4" - 18 | 1/4" - 18 | NS0404 |
| 3/8" - 18 | 3/8" - 18 | NS0606 |
| 1/2" - 14 | 1/2" - 14 | NS0808 |
| 3/4" - 14 | 3/4" - 14 | NS1212 |

Referentie rvs uitvoering: R + Ref